



# ANNUAL REPORT OCTOBER 2012 – SEPTEMBER 2013



Williamson County Regional Animal Shelter  
1855 SE Inner Loop Georgetown, TX 78626  
512-943-3322  
[www.wilcopets.org](http://www.wilcopets.org)

## A Word from the Director



As we close out another year, I again reflect on all the hard work, happiness, and heartache that we have seen throughout the year. We remain steadfast in our commitment to save all the healthy, adoptable, and treatable animals. We ended the year with a 91% save rate.

One of the first questions we are asked when a citizen brings in a stray or their own animal to surrender is “are you no-kill?” A true no kill shelter is an open admission shelter that does not refuse an animal based on behavior, age, breed, or medical condition and saves over 90% of the animals entrusted to their care. That brings up the question, what is an open admission shelter vs. a closed admission shelter? An open admission shelter

is one usually supported by tax dollars and operated by a county or city or a private shelter that contracts with one to their accept stray and abandoned animals. There are three open admission shelters in Williamson County, the Georgetown Animal Shelter serving Georgetown, the Taylor Animal Shelter serving Taylor and the Williamson County Regional Animal Shelter serving the rest of the cities and all other areas of the county. There are two private shelters in Williamson County as well, Texas Humane Heroes (formerly the Humane Society) and the Central Texas SPCA. These two shelters are closed admission shelters, in other words, they limit their intake to their available space and they do not accept strays or owner surrenders.

The true challenge to achieving a no-kill shelter lies in the open admission shelters as the shelter cannot refuse an intake regardless of space. In addition, the shelter must take an animal regardless of their behavior or medical condition. WCRAS receives on average, two-three medically compromised animals a week, whether from being injured while on the run, diseased animals that the owner can no longer afford, or animals with normal aging issues. Few private rescue groups will take on these animals which leaves the care and expense to us. We rely on donations to take care of the injuries and illnesses and work with a network of private Veterinarians to accomplish this. Thanks to the generosity of donors we are able to treat and find new homes for all the medically treatable animals and even some that are behaviorally challenged.

I am honored to work with such a dedicated group of employees, fosters, volunteers, and all others who help make it possible to achieve our Live Release Rate of over 90%. This is truly a team effort. I am also honored to speak at national conferences on how we achieved the high save rate. While each shelter has their own unique challenges to overcome, there are some common programs that are vital. One challenge that we face in Williamson County is that we do not have a large rescue organization pulling animals from the shelter. There is a table on page 13 of this report that shows who pulls from us and how many over the year. We know that if we are going to continue to save lives, we need a local rescue group that is dedicated to saving lives within the community.



Another challenge that the shelter has faced since it opened is the lack of adequate kennels to house the number of animals that enter the shelter. Discussions have begun about the possibilities of expansion. In addition to expanding the shelter, we are looking at ways to decrease the intake. Easier access to low cost or free spay/neuter for public animals, identification of animals with microchips so that the animals can be returned home by animal control before they get to the shelter, and assistance with behavior and other issues for families who want to keep their dog or cat but need resources and help to do so are some of those ways.



This is an exciting time for animal shelters national wide. Many are realizing there are programs that can be instituted to save lives and the cost of saving lives instead of killing is negligible. In 2008, the live release rate was 67.53% and the cost per animal was \$146.31. This year, the live release rate was 91% and the cost per animal was \$166.65. However, services have been added over the years as well. The shelter is now open to the public 7 days a week, including most holidays. We offer at least one clinic a month for free spay/neuter of free-roaming cats. We added key staff to manage the day to day operations as well as a staff member

dedicated to be a liaison between the shelter and community programs such as fostering, volunteering and fundraising.

Williamson County remains one of the fastest growing counties in Texas. With that growth, comes challenges for the shelter especially in increased intake. Regardless of the challenges, we remain steadfast in our commitment of proving a safe haven for all the unwanted, abandoned, and lost pets. We remain committed to saving lives.

*Cheryl Schneider, Shelter Director*

## Staff

The animals are cared for by 21 full time and part time staff. The staff includes a director, administrative supervisor, kennel manager, community programs coordinator, 2 veterinarian technicians, 1 veterinarian technician/behaviorists, 3 full time front staff and 2 part time front staff and six full time and 3 part time animal care specialists (kennel staff) .



## Adoptions



Happy Beginnings!

# Volunteers



Volunteers are essential to the operation of the shelter and the well-being of the shelter animals. They perform so many vital tasks that the staff simply does not have time for. Each year between, 350-400 new volunteers go through the orientation. During the last fiscal year, 7,949 hours were volunteered for the WCRAS. If these hours were paid at minimum wage, that would cost \$59,620! All of the pictures updated on the website and facebook are taken by volunteers. Volunteers groom, bathe, walk and socialize the dogs and cats. They assist in off-site functions such as fundraisers and adoption events. Some do data entry and some volunteers are able to help us from home without ever coming to the shelter. We appreciate all the time and effort these volunteers give to the shelter and the animals. The benefits provided to the animals are invaluable.



## Special Events and Fundraisers

### 3<sup>rd</sup> Annual Denim and Diamonds Fur Ball October 19, 2012



The Denim and Diamond Fur Ball is held annually at the Marriott in La Fontera in Round Rock and is our major fundraiser every year. The money raised is funding a play yard and walking path in the back of the shelter. This fundraiser brings in about \$7000. So far, enough has been raised to complete the fenced areas of the project.

# Woof, Walk, and Wrun April 14, 2013

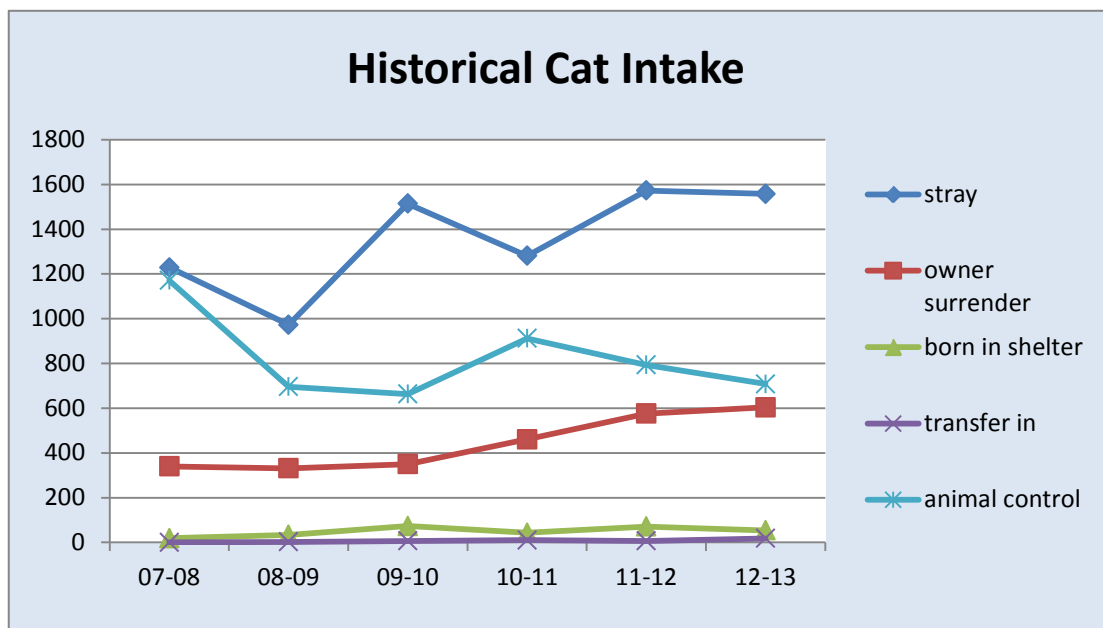


This is our second largest fundraiser. This event raises money specifically for Jane's Fund and generally we net about \$5000. This fund pays for all of the medical expenses the shelter incurs at outside Veterinarians for animals that come into the shelter with injuries or illnesses beyond our scope such as broken bones and trauma. Without these donations, we would be euthanizing hundreds of animals every year for injuries or illnesses that are treatable.

# Annual Comparison - Dog and Cat Statistics

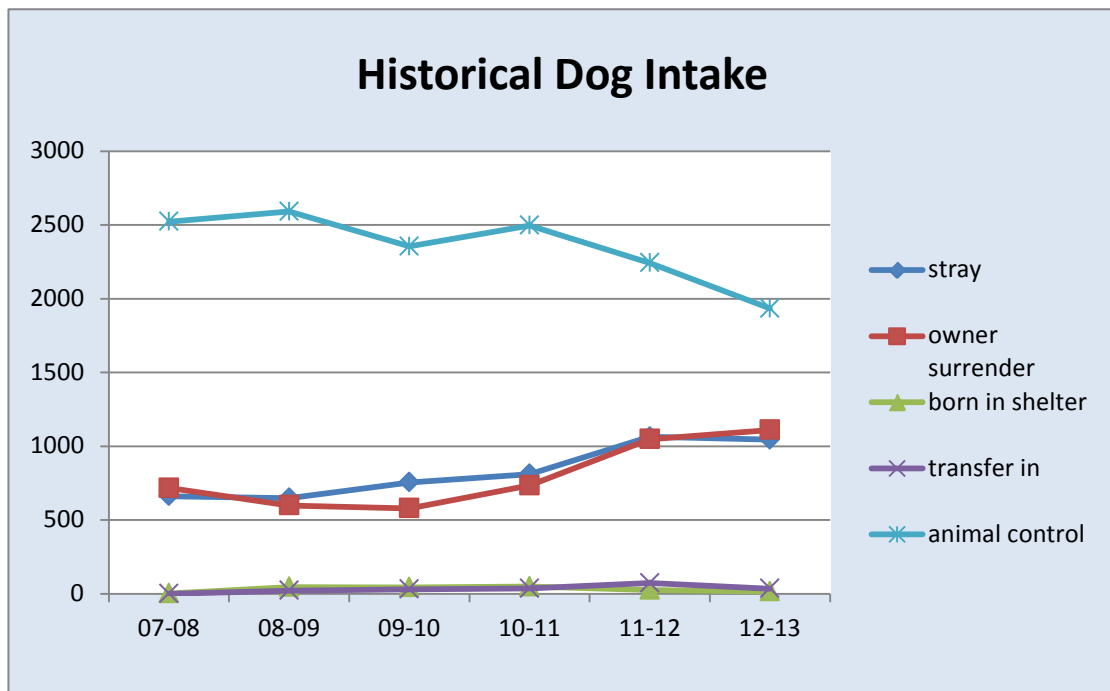
## Cat

	07-08	08-09	09-10	10-11	11-12	12-13
Stray	1229	973	1514	1291	1573	1558
Owner Surrender	340	331	350	461	576	604
Transfer In	0	2	7	10	7	18
Born in Shelter	19	34	73	43	71	54
ACO Agency	1171	696	663	912	793	708
<b>Total Incoming</b>	<b>2759</b>	<b>2036</b>	<b>2607</b>	<b>2707</b>	<b>3020</b>	<b>2942</b>
Adopted	633	803	1159	1417	1637	2014
Reclaimed	65	32	45	71	34	44
Transferred	364	274	420	568	750	513
Died	53	126	282	278	246	219
Admin Missing	124	47	41	77	47	79
Euthanized	1523	681	504	363	193	206
<b>Total Outgoing</b>	<b>2762</b>	<b>1963</b>	<b>2431</b>	<b>2774</b>	<b>2907</b>	<b>3075</b>



## Dogs

	07-08	08-09	09-10	10-11	11-12	12-13
Stray	662	649	755	811	1064	1044
Owner Surrender	717	599	579	734	1048	1111
Transfer In	0	21	30	36	73	35
Born in Shelter	2	45	43	49	26	15
ACO Agency	2523	2591	2355	2497	2243	1934
<b>Total Incoming</b>	<b>3904</b>	<b>3905</b>	<b>3762</b>	<b>4127</b>	<b>4454</b>	<b>4139</b>
Adopted	1294	1391	1329	1710	2543	2316
Reclaimed	937	1047	943	1138	1093	1023
Transferred	696	710	774	955	561	620
Died	21	33	44	25	34	21
Admin Missing	71	3	6	7	15	1
Euthanized	969	690	672	227	203	186
<b>Total Outgoing</b>	<b>3917</b>	<b>3874</b>	<b>3768</b>	<b>3835</b>	<b>4449</b>	<b>4167</b>

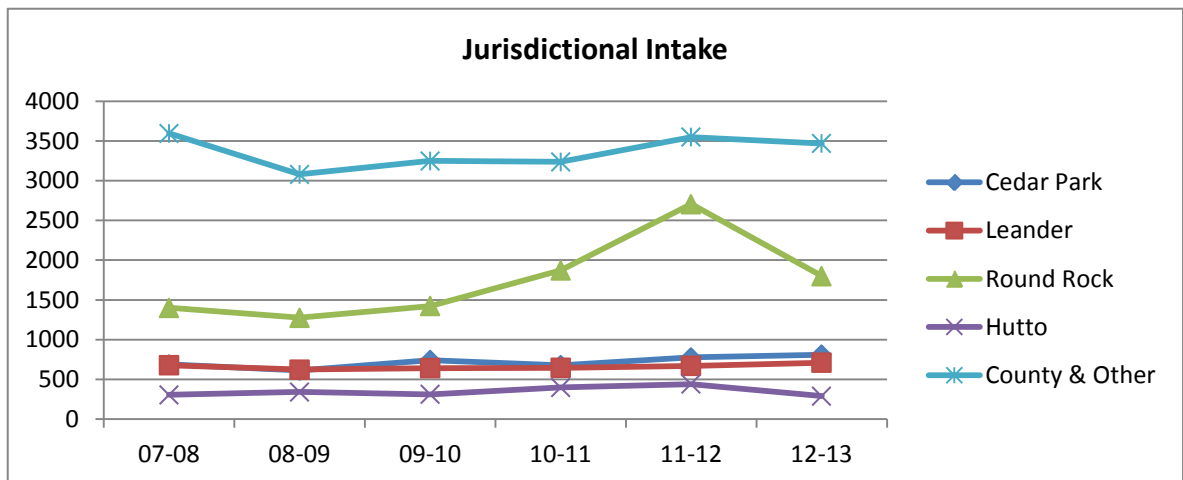


### Total Intake of all Animals

Intake	2007-2008	2008-2009	2009-2010	2010-2011	2011-2012	2012-2013
Cats and Kittens	2759	2036	2607	2707	3020	2942
Dogs and Puppies	3904	3907	3762	4127	4454	4139
Domestic Rabbits	8	0	8	18	30	47
Wildlife (Raccoons, Skunks, Opossums, Squirrels, Rabbits, Rat, Fox, Deer)	53	36	25	106	106	28
Bats	57	16	55	133	114	160
Exotic Animals (Lizard, Slider, Turtles, etc)	2	0	5	2	1	6
Livestock (sheep and goats, chickens)	4	1	9	9	6	19
Wild Birds (buzzard, hawk, owl, other)	9	0	9	10	9	3
Domestic Birds (parakeets, parrots)	2	0	2	11	10	3
Other Domestic Pets (guinea pigs, degus, hedgehog, hamsters, ferret, pot belly pig)	19	7	10	7	13	29
<b>Total</b>	<b>6817</b>	<b>6003</b>	<b>6493</b>	<b>7130</b>	<b>7733</b>	<b>7376</b>

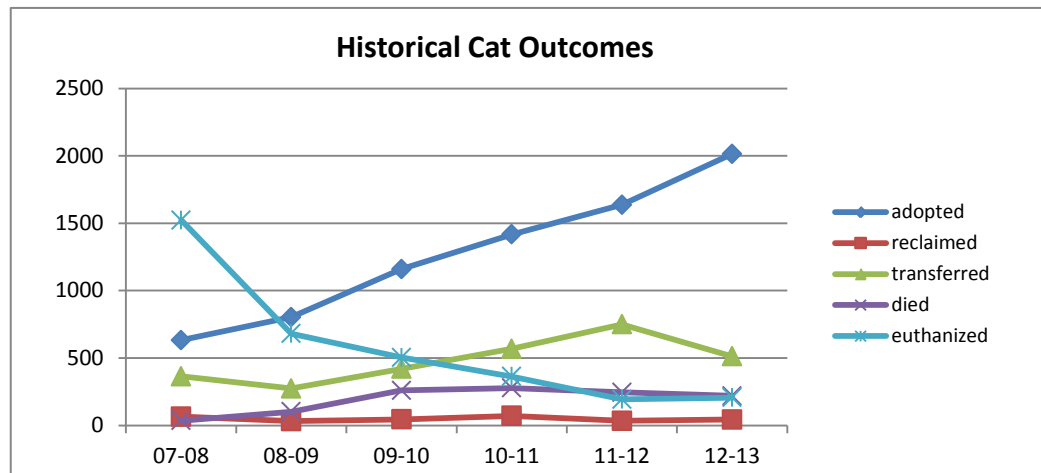
### Cat and Dog Intake by Jurisdiction

	07-08	08-09	09-10	10-11	11-12	12-13
Cedar Park	688	613	742	679	777	812
Leander	680	624	643	647	671	711
Round Rock	1401	1280	1423	1873	2035	1800
Hutto	310	343	312	398	442	290
Williamson Co	3464	2940	3095	3095	3326	3219
Other	131	141	154	142	223	249

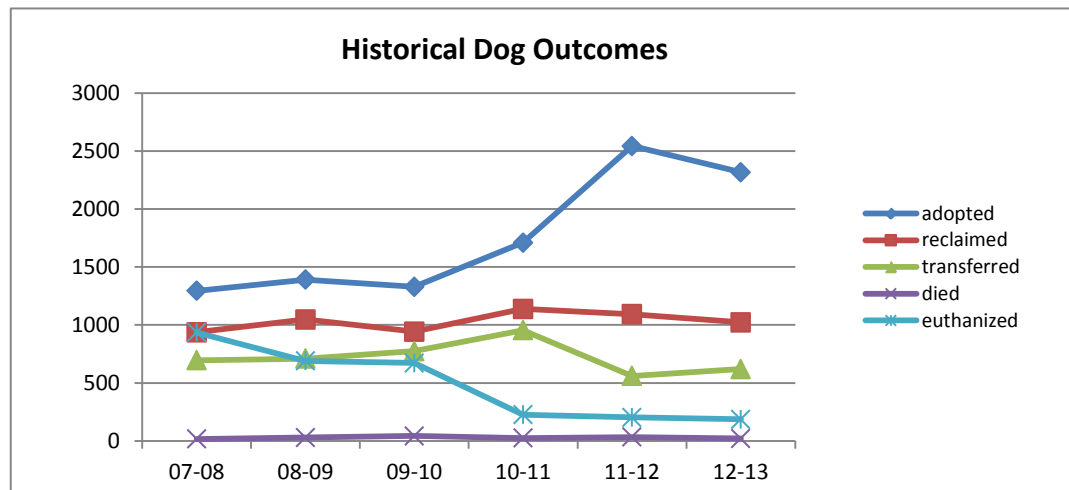


## Animal Outgoing Percentages

<b>Cats</b>	2007 2008	2008 2009	2009 2010	2010 2011	2011 2012	2012 2013
Adopted	23%	43%	50%	58%	59%	68%
Reclaim	3%	2%	2%	3%	1%	2%
Transfer	18%	14%	20%	22%	27%	17%
Died	2%	6%	8%	10%	10%	7%
Euthanasia	53.95%	34.12%	18.86%	12.68%	6.27%	7.0%



<b>Dogs</b>	2007 2008	2008 2009	2009 2010	2010 2011	2011 2012	2012 2013
Adopted	33%	36%	35%	41%	57%	56%
Reclaim	24%	27%	25%	28%	25%	25%
Transfer	18%	18%	20%	22%	13%	15%
Died	0%	1%	1%	1%	1%	1%
Euthanasia	24.97%	17.66%	17.85%	5.53%	4.57%	4.49%



## Rescue Groups Pulling Animals from the Shelter

	2009-2010	2010-2011	2011-2012	2012-2013
Austin Dog Alliance			52	62
Austin Pets Alive		240	339	130
Honorina's Cat Rescue	208	277	303	286
Humane Society of Wilco	563	537	231	136
Austin Humane Society	154	151	99	94
PAWS Shelter Kyle		162		165
Georgetown Animal Outreach				40
Breed Specific and Others				220

## Other Interesting Numbers/Facts

- 🐾 1860 animals went into a foster home, 289 animals more than once
- 🐾 6.11% of cats and 14.72% of dogs that are adopted are returned.
- 🐾 498 cats/kittens were sterilized through our free-roaming spay/neuter clinics.
- 🐾 1831 animals were licensed in Williamson County/Hutto this year. This generated \$9,725 in revenue.
- 🐾 Average length of stay in dogs was 11.5 days and 17.8 days in cats





## Budget Expenditures FY 2012-2013

Personnel	\$861,697.354	Salaries and Benefits
Shelter Improvement	\$4,310.36	Small Equip and Tools, Facility Maint and Repair
Direct Animal Care	\$210,717.59	Janitorial Supplies, Professional Services, Animal Care, Medical Care, Disposal
Utilities	\$61,893.34	Telephone, Electric and Water
Office, bldg, and yard	\$37,440.50	Office Equip and Furniture, Computer, Office and Paper supplies, Extermination, Janitorial Contract, Lawn Service, Bond, Property Ins., Courier, etc
Vehicle	\$1,218.22	Gasoline, Repairs and Maintenance, Insurance
Personnel Costs	\$2,760.85	Uniforms, Membership Dues, Publications, Travel and Training
Donations	\$75,201.25	HW and Medical Treatment, other misc.
Purchases for Resale	\$1,490.66	Retail items for sale in Lobby

## Annual Budget Comparisons

	Budgeted Amount	Revenue	Expenditures	Donations	Donation Expended
2007-2008	\$1,001,845.00	\$187,350.77	\$974,865.66	\$17,980.67	\$578.00
2008-2009	\$1,007,859.32	\$178,714.58	\$977,718.41	\$27,673.96	\$10,655.31
2009-2010	\$1,035,782.00	\$173,877.64	\$1,010,835.19	\$51,037.72	\$24,542.31
2010-2011	\$1,042,808.61	\$188,153.42	\$1,049,004.95	\$92,801.25	\$50,548.50
2011-2012	\$1,121,905.94	\$205,064.37	\$1,166,319.18	\$94,556.61	\$69,059.34
2012-2013	\$1,195,299.21	\$190,934.33	\$1,180,038.24	\$106,808.28	\$75,201.25


## Jurisdiction Budget Percentage

	2007-2008	2008-2009	2009-2010	2010-2011	2011-2012	2012-2013
Cedar Park	9.5%	9.8%	10.3%	11.9%	10.4%	9.5%
Leander	9.5%	10.2%	11%	10.5%	9.1%	9.8%
Round Rock	30%	21.9%	21.3%	21.2%	26.3%	28%
Hutto	1%	4.7%	5.5%	5.1%	5.4%	6.5%
Williamson Co	50%	53.4%	51.9%	51.3%	48.8%	46.2%


## Play Yard, Memorial Garden and Walking Trail



This project has been in planning for four years. The total cost of the project at completion is close to \$100,000. To date, approximately one-third of that amount has been raised and the actual fenced areas of the play yards were constructed in November 2012. Canopies for shade were recently installed. Bricks, trees, shrubs and bushes to memorialize your beloved pet are available for purchase on our website. This area will give our dogs a place to run off energy and allow them to remain behaviorally sound for their stay in the shelter. Staff and volunteers have gone through training to initiate playgroups.



## Other Overnight Guests at the Shelter





1855 SE Inner Loop  
Georgetown, Texas 78626  
(512) 943-3322  
[www.wilcopets.org](http://www.wilcopets.org)

#### Mission:

The Williamson County Regional Animal Shelter is a collaborative effort between Williamson County and the cities of Round Rock, Cedar Park, Leander, and Hutto. It provides a safe environment for the lost, abandoned, and homeless animals of these jurisdictions and places them in a good home whenever possible.

#### Vision:

- To save every healthy and behaviorally sound companion animal
- To save all dogs and cats that can be medically treated and behaviorally rehabilitated and do not pose a public health and safety risk

### Governing Board

Bryan Williams, Round Rock Assistant City Manager  
Josh Selleck, Cedar Park Assistant City Manager Finance Director  
Jim Bechtol, Leander Development Services Director  
Micah Grau, Hutto Assistant City Manager  
Valerie Covey, Williamson County Commissioner

### Advisory Board

Stephanie Webb, DVM	Veterinarian
Tabitha Blewitt, ACO	County/Municipal Official
Christine Mixon, Chairperson	Person Involved in Operation of Shelter
Dr. Laura Hobgood-Oster	Member of a Welfare Organization
Georganne Duron, Secretary	Resident of Participation Jurisdiction

### Management Staff

Cheryl Schneider	Director of Animal Services
Linda Gunter	Administrative Supervisor
Christine Mixon	Kennel Manager
Misty Valenta	Community Programs Coordinator