

ANNUAL REPORT

OCTOBER 2018 – SEPTEMBER 2019



Williamson County Regional Animal Shelter
1855 SE Inner Loop Georgetown, TX 78626
512-943-3322
www.wilcopets.org

A Word from the Director

For the fiscal year 2019, the save rate was 94.80% overall. I said at the grand opening of the new adoption center that if you build it, they will come. This year has been an insane year for cats and kittens. We have struggled during the peak intake season with several cruelty seizures that must be held for the court proceedings. We have had up to 50 dogs at any one time on protective custody, thus tying up 50 kennels.

Our two-story Adoption Building was completed on schedule and we moved the animals in on March 1. It was an exciting time for everyone. The new building is beautiful and functional. It has a piped in cleaning system which makes it easier for the animal care specialists to clean. The building includes 48 medium – large dog kennels and 32 small dog and puppy kennels. It also added much needed cat space.



There is still construction going on. We are adding seven more dog kennels to the outside kennels and will enclose them, so they are indoor-outdoor. This will add much needed dog capacity to the shelter. This was made possible through an endowment from a longtime volunteer who sadly passed away as well as money left in the building project. The projected completion date is December 2019. I would like to take this opportunity to thank everyone who donated time and money to the shelter. Without your donations, more construction cuts would have been needed.

I would also like to thank the community. This summer has been extremely trying with the number of animals we have had to house for staff, volunteers and the animals. It was difficult to maintain our no-kill status with the constant turnover of employees and the constant influx of animals. You, the community, responded to pleas for help by adopting and fostering. You are the reason we are successful and the shelter pets live to find new homes.

Thank you all for another life-saving year.

Cheryl Schneider, Shelter Director

Volunfeers



In my first year as the Volunteer and Foster Coordinator, there has been many changes. The Volunteer Program is now managed through a software system, Digital Cheetah. Volunteers can now log their hours, sign up for shifts, and learn more about the shelter needs through this system. Senior volunteers now have the option to sign up as a mentors where they will partner up with new volunteers. Members of the public who are over 18 years old are allowed to interact with specific dogs and cats without having to become a volunteer through our new Public Volunteer Program. We have started a Volunteer Committee that meets once a month where volunteers choose to play an active role in recruiting and retaining volunteers. Online training courses are

now available for volunteers to become an Adoption Ambassador and to gain their Yellow Handling Level for dogs.

The most successful change to the Foster Care Program was creating an online application. The online application is a great tool that allows me to reach out to potential fosters before they show up to the shelter and answer any questions they have. All the animals that go into foster are being tracked based on why they entered the program, their outcome (adoption, returned to shelter, off-site, etc.), and by their Foster Care Provider. Foster Manuals have been updated to reflect our different categories: Adult Dogs and Cats, Pregnant/Nursing Dogs and Puppies, Pregnant/Nursing Cats and Kittens. Additional training handouts have been added to the program. Senior kitten Foster Care Providers have signed up to mentor new fosters and be available for questions and training. A volunteer manages foster shelves, where donations of kitten food, formula, and other kitten related supplies are made to the Foster Care Program. These supplies are given directly to Foster Care Providers, which allowed us to recruit and retain a large number of Foster Care Providers.

With having over 500 volunteers and 300 foster homes, these two programs have benefited greatly from having the new position, Volunteer and Foster Coordinator. Volunteers and fosters are able to have a staff member dedicated to them and aid in accomplishing their goals. I am very excited to see what the years ahead bring these programs and am very thankful for the current volunteers and fosters for all their hard work.

Erin Duran

Volunteer Stats

New volunteers 339

Volunteer hours logged 14,798.75

Green dog to blue dog volunteers 47

Blue dog to yellow dog volunteers 12

Yellow dog to orange dog volunteers 5

Orange to red volunteers 1

Green cat to yellow cat volunteers 21

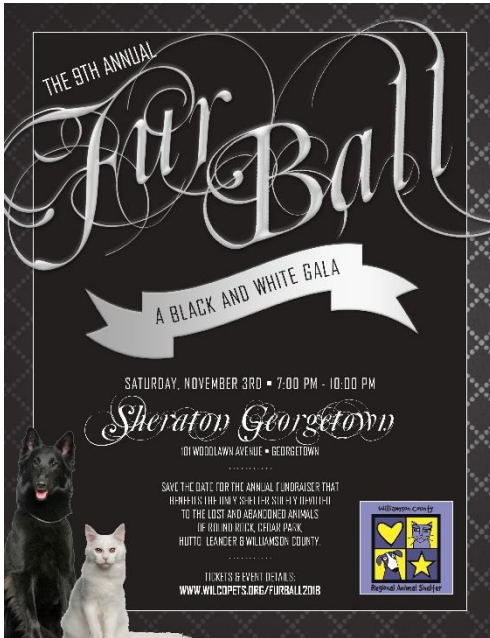
Yellow cat to red cat volunteers 6

Adoption ambassadors 10

Special Events and Fundraisers


9TH ANNUAL FUR BALL

NOVEMBER 3, 2018



Who wouldn't want to get dressed up for a fancy dinner, drinks, games, and fun with fellow animal lovers? It happens every fall at the Fur Ball! 225 tickets were sold for the black and white themed gala which helped raise funds for renovating the kennels used for the shelter's dog behavior program. The 2018 Fur Ball not only featured a wine toss and silent auction, it also introduced a live auction program complete with professional auctioneers. The feeling in the room was electric! With their help, the Fur Ball raised a record breaking \$70,630.

The Master of Ceremonies was Christy Millweard, a KVUE reporter. Every year we feature an AmbassaDog who represents the shelter. Roger rose to the occasion. The fundraising video introduced the public to the story of Paula, one of the longest resident dogs of the shelter who was recently adopted. The attendees learned about the programs and passion of WCRAS through her story. The Fundraising Committee organizes the event year each with the leadership of Misty Valenta, Community Programs Coordinator, and Ariana Delbar, Committee Chair.



BETS FOR PETS

APRIL 13, 2018

Pristine automobiles, casino style games, in an exclusive venue – that is how supporters of the shelter come together to help the animals in need of hospital medical care. Ninety-nine supporters purchased tickets for our 1st Annual Bets for Pets. It was held in the amazing showroom of Nyle Maxell, Vehicles Unique, that houses his vintage, race, and high-end car collection.

Supporters spent the night playing at six casino game tables, enjoying the heavy snacks, relaxing with a drink, and ogling over the impressive car collection.

At the end of the night, supporters “cashed in” their casino chips for tickets – each one a chance to win a fun prize. Cheryl Schneider drew the winner of each prize, which included gift baskets and gift cards. Then, she announced the supporter who managed to earn the highest amount of chips that evening. His luck landed him the top prize - tickets to Formula1 at the Circuit of The America.

The inaugural event surpassed expectation, raising \$9,727 for Jane’s Fund, the shelter’s medical donation fund, that allows us to help the sick and injured animals in need of outside veterinarian care. We could not save the lives of these animals if not for this fund.

This event replaced the annual spring fundraiser, the Woof, Walk, and Wrun.



Annual Comparison Dog and Cat Statistics

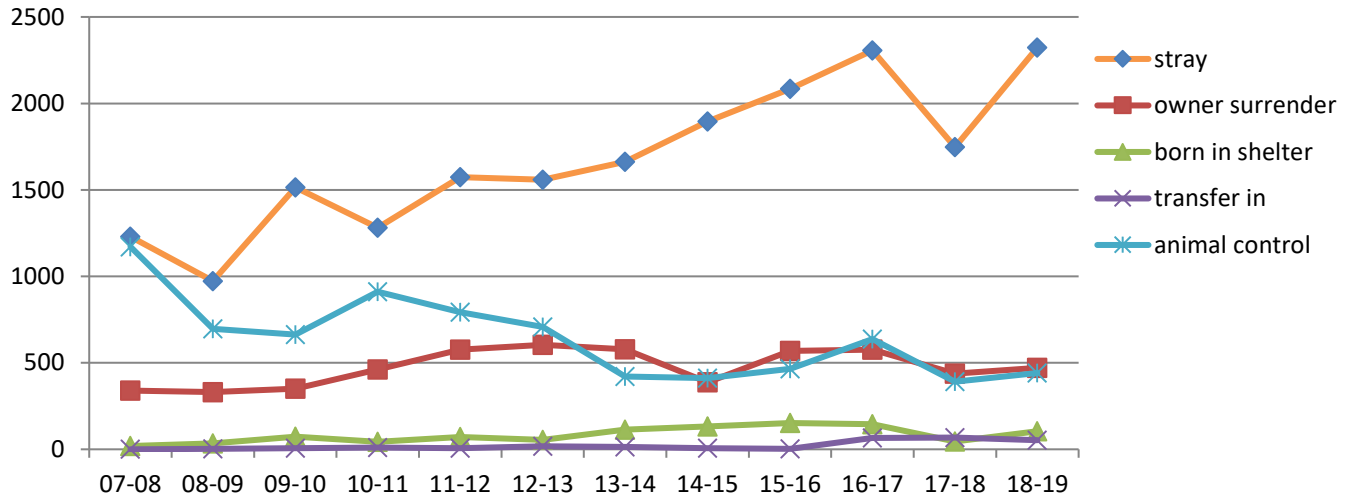
Cats

	11-12	12-13	13-14	14-15	15-16	16-17	17-18	18-19
Stray	1573	1558	1663	1895	2085	2306	1748	2323
Owner Surrender	576	604	578	387	464	577	437	471
Transfer In	7	18	13	7	3	65	68	52
Born in Shelter	71	54	114	132	152	145	45	105
ACO Agency	793	708	420	411	466	637	391	441
Total Incoming	3020	2942	2788	2832	3170	3730	2689	3392
Adopted	1637	2014	1859	1965	2341	2867	2258	2562
Reclaimed	34	44	41	82	74	84	99	98
Transferred	750	513	535	391	287	415	165	140
Died	246	219	123	176	176	161	108	175
Missing	47	79	29	19	79	41	7	15
Euthanized	193	206	123	125	215	162	103	120
Total Outgoing	2907	3075	2710	2758	3172	3730	2740	3110

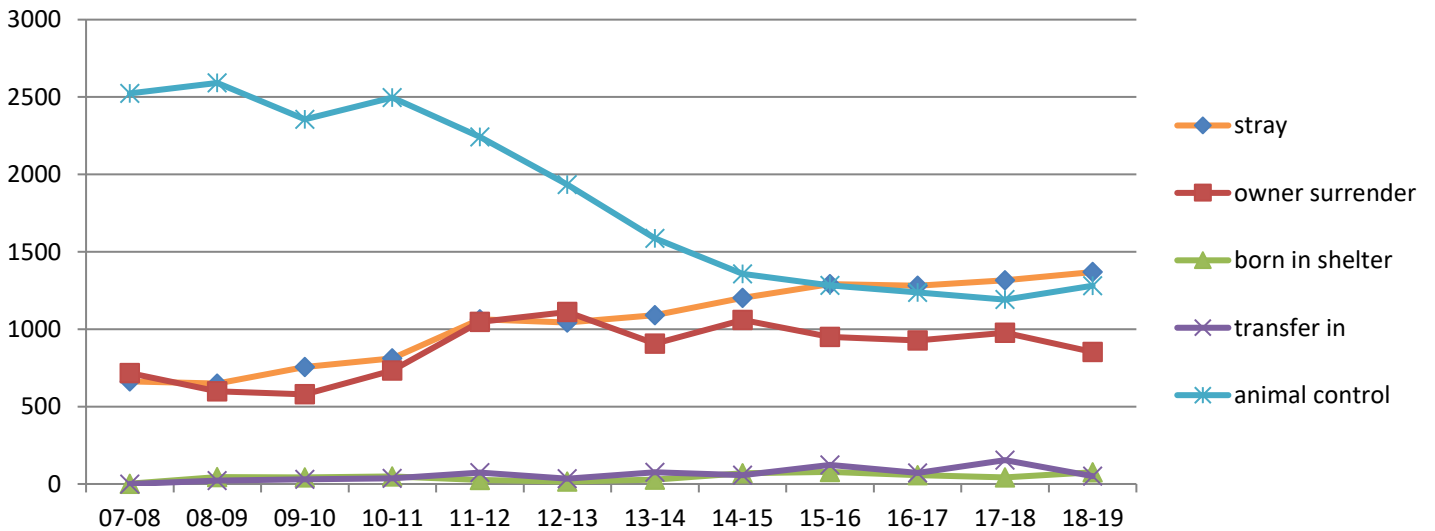
Dogs

	11-12	12-13	13-14	14-15	15-16	16-17	17-18	18-19
Stray	1064	1044	1091	1202	1291	1281	1317	1369
Owner Surrender	1048	1111	907	1059	950	927	978	853
Transfer In	73	35	76	56	78	72	154	51
Born in Shelter	26	15	29	69	124	57	42	75
ACO Agency	2243	1934	1587	1358	1283	1237	1191	1281
Total Incoming	4454	4139	3690	3744	3726	3574	3682	3629
Adopted	2543	2316	2143	2462	2364	2121	2392	2276
Reclaimed	1093	1023	956	885	996	1038	936	942
Transferred	561	620	419	349	271	365	267	309
Died	34	21	26	15	20	16	26	18
Missing	15	1	8	7	9	7	3	1
Euthanized	203	186	106	49	77	49	40	52
Total Outgoing	4449	4167	3658	3767	3737	3596	3664	3598

Historical Cat Intake



Historical Dog Intake

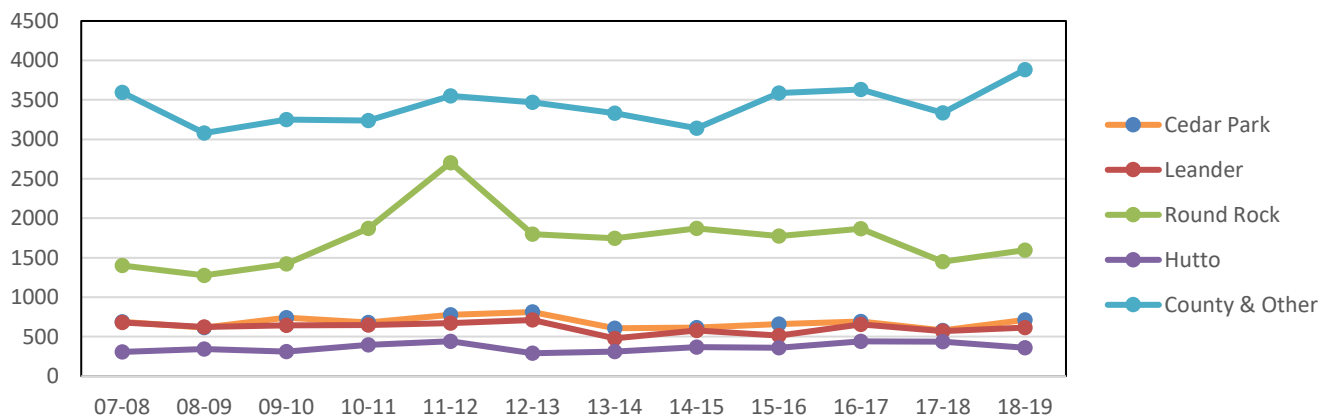


Total Intake of all Animals

Intake	2011-2012	2012-2013	2013-2014	2014-2015	2015-2016	2016-2017	2017-2018	2018-2019
Cats and Kittens	3020	2942	2788	2832	3170	3730	2689	3392
Dogs and Puppies	4454	4139	3690	3744	3726	3574	3682	3629
Domestic Rabbits	30	47	24	16	46	69	52	70
Wildlife	106	28	103	31	58	36	55	76
Bats	114	160	32	18	24	19	19	15
Exotic Animals	1	6	17	0	3	8	6	7
Livestock	6	19	19	12	16	46	41	23
Wild Birds	9	3	0	17	24	29	21	15
Domestic Birds	10	3	8	2	9	5	15	14
Other Domestic Pets	13	29	13	22	33	76	67	44
Total	7763	7376	6694	6694	7109	7592	6647	7285

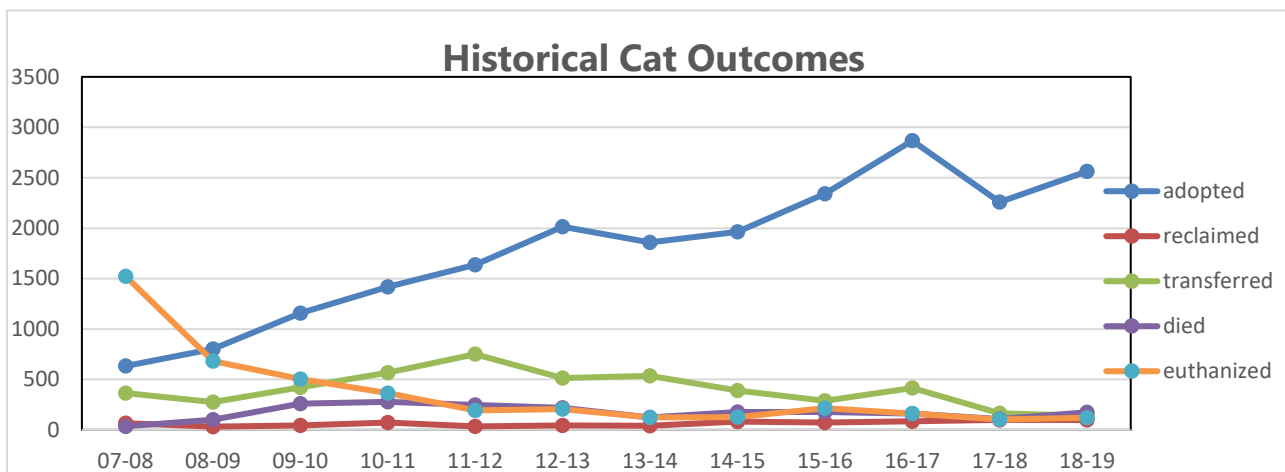
	10-11	11-12	12-13	13-14	14-15	15-16	16-17	17-18	18-19
Cedar Park	679	777	812	607	616	660	691	580	714
Leander	647	671	711	479	578	512	657	569	617
Round Rock	1873	2705	1800	1748	1870	1775	1866	1449	1598
Hutto	398	442	290	312	369	361	441	437	360
County & Other	3237	3549	3468	3332	3143	3588	3632	3336	3883

Jurisdictional Intake

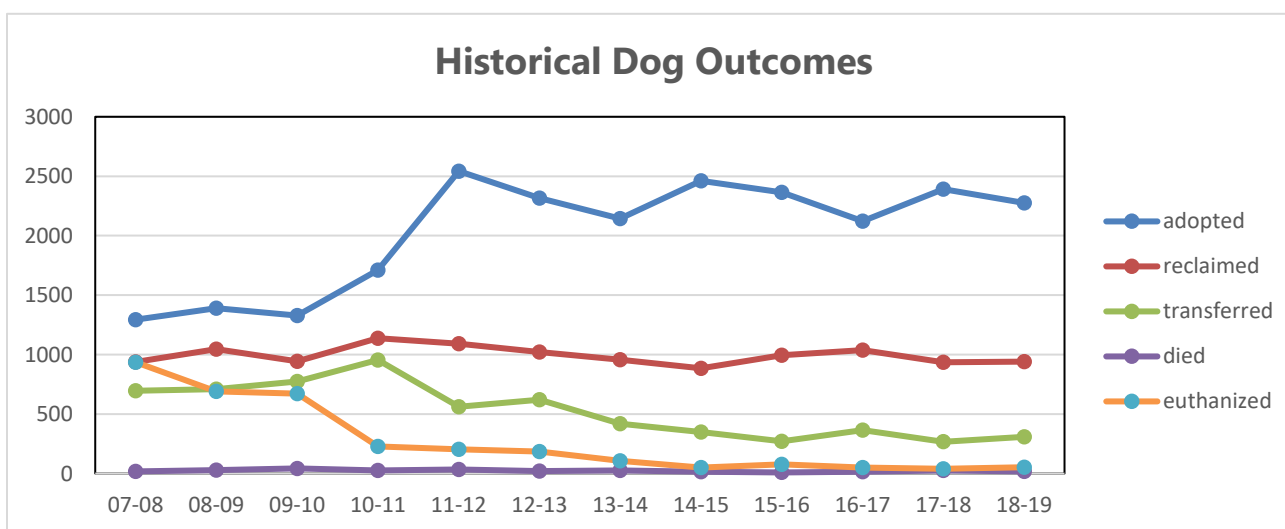


Animal Outgoing Percentages

Cats	09-10	10-11	11-12	12-13	13-14	14-15	15-16	16-17	17-18	18-19
Adopted	50%	58%	59%	68%	69%	69%	75.76%	76.86%	90.02%	82.38%
Reclaim	2%	3%	1%	2%	2%	3%	2.39%	2.25%	4.22%	3.15%
Transfer	20%	22%	27%	27%	17%	17%	9.28%	11.13%	7.25%	4.5%
Died	8%	10%	10%	7%	5%	6%	5.69%	4.32%	4.02%	5.63%
Euthanasia	18.86%	12.68%	6.27%	7.0%	4.54%	4.41%	6.95%	4.32%	3.95%	3.86%



Dogs	09-10	10-11	11-12	12-13	13-14	14-15	15-16	16-17	17-18	18-19
Adopted	35%	41%	57%	56%	59%	66%	63.6%	58.98%	66.4%	63.26%
Reclaim	25%	28%	25%	25%	26%	24%	26.8%	28.87%	25.83%	26.18%
Transfer	20%	22%	13%	15%	11%	9%	7.29%	10.15%	7.2%	8.59%
Died	1%	1%	1%	1%	1%	0.5%	0.24%	0.44%	0.71%	.05%
Euthanasia	17.85%	5.53%	4.57%	4.49%	2.90%	1.31%	2.07%	1.36%	1.1%	1.45%




Rescue Groups Pulling Animals (all animals) from the Shelter

	10-11	11-12	12-13	13-14	14-15	15-16	16-17	17-18	18-19
Austin Pets Alive	240	339	130	85	110	61	137	42	60
Texas Humane Heroes (WCHS)	537	231	136	141	68	172	161	182	82
Austin Humane Society	151	99	94	135	130	88	160	10	47
Central Texas SPCA							80	4	41
Georgetown Animal Outreach			40	49	34	45	35	22	10
Breed Specific/Others	173	340	282	199	181	238	259	213	202
Transport									36
Sanctuary									4

Other Interesting Numbers/Facts

- 🐾 2252 cats/kittens and 965 dog/puppies, and 43 other animals went into a 785 foster homes.
- 🐾 1610 dogs/puppies and 2,298 cats/kittens were spayed/neutered at the shelter before adoption.
- 🐾 353 cats/kittens were sterilized through our free-roaming spay/neuter clinic.
- 🐾 51 specialty surgeries were performed at the shelter
- 🐾 Average length of stay in the shelter for dogs was 12.3 days and 21.6 days in cats.





Budget Expenditures FY 2018-2019

Personnel	\$1,215,245.63	Salaries and Benefits
Shelter Improvement	\$4,459.11	Small Equip and Tools, Facility Maint and Repair
Direct Animal Care	\$246,401.44	Janitorial Supplies, Professional Services, Animal Care, Medical Care, Disposal
Utilities	\$64,077.13	Telephone, Electric and Water
Office, bldg, and yard	\$39,576.13	Office Equip/Furniture, Computer, Office and Paper supplies, Extermination, Janitorial Contract, Lawn Service, Bond, Property Ins., Courier, etc
Vehicle	\$3,619.66	Gasoline, Repairs and Maintenance, Insurance
Personnel Costs	\$2,609.61	Uniforms, Membership Dues, Publications, Travel and Training

Annual Budget Comparisons

	Budgeted Amount	Revenue	Expenditures	Donations	Donation Expended
2007-2008	\$1,001,845.00	\$187,350.77	\$974,865.66	\$17,980.67	\$578.00
2008-2009	\$1,007,859.32	\$178,714.58	\$977,718.41	\$27,673.96	\$10,655.31
2009-2010	\$1,035,782.00	\$173,877.64	\$1,010,835.19	\$51,037.72	\$24,542.31
2010-2011	\$1,042,808.61	\$188,153.42	\$1,049,004.95	\$92,801.25	\$50,548.50
2011-2012	\$1,121,905.94	\$205,064.37	\$1,166,319.18	\$94,556.61	\$69,059.34
2012-2013	\$1,195,299.21	\$190,934.33	\$1,180,038.24	\$106,808.28	\$75,201.25
2013-2014	\$1,262,794.27	\$206,603.12	\$1,234,078.67	\$135,204.18	\$74,741.33
2014-2015	\$1,359,642.71	\$201,668.42	\$1,331,527.66	\$288,173.51	\$109,233.23
2015-2016	\$1,417,962.64	\$202,093.01	\$1,360,180.26	\$179,374.40	\$118,298.69
2016-2017	\$1,577,818.08	\$216,623.39	\$1,466,001.42	\$348,418.10	\$148,587.80
2017-2018	\$1,673,475.73	\$248,261.64	\$1,575,988.71	\$237,146.81	\$272,543.98
2018-2019	\$2,144,654.34	\$229,555.16	\$2,079,003.54	\$485,145.34	\$342,968.65

Jurisdiction Budget Percentage

	09-10	10-11	11-12	12-13	13-14	14-15	15-16	16-17	17-18	18-19	19-20
Cedar Park	10.3%	11.9%	10.4%	9.5%	12.2%	11.7%	9.63%	9.26%	9.63%	9.49%	8.88%
Leander	11%	10.5%	9.1%	9.8%	9.1%	10%	7.4%	8.75%	7.43%	8.95%	9.02%
Round Rock	21.3%	21.2%	26.3%	28%	26.6%	25.6%	27.43%	28.67%	25.78%	26.03%	23.11%
Hutto	5.5%	5.1%	5.4%	6.5%	4.9%	4.1%	4.73%	5.81%	5.12%	5.98%	6.98%
Williamson Co	51.9%	51.3%	48.8%	46.2%	47.2%	48.6%	50.81%	47.51%	52.04%	49.55%	52.01%



1855 SE Inner Loop
Georgetown, Texas 78626
(512) 943-3322
www.wilcopets.org

The Williamson County Regional Animal Shelter is a collaborative effort between Williamson County and the cities of Round Rock, Cedar Park, Leander, and Hutto.

Mission:

To provide a safe haven with compassionate and humane treatment to the lost and unwanted pets in our jurisdiction.

Vision:

- To save every healthy and behaviorally sound companion animal
- To save all dogs and cats that can be medically treated and behaviorally rehabilitated and do not pose a public health and safety risk

Governing Board

Lorie Lankford, Round Rock Assistant Finance Director
Daron Butler, Cedar Park Business Services Director
Billy Fletcher, Leander Police Chief
Byron Franklin, Hutto Assistant City Manager
Valerie Covey, Williamson County Commissioner

Advisory Board

Katrina Breitreiter DVM	Veterinarian
Wayne Cunningham, ACO	County/Municipal Official
Alexis Fine, Chairperson	Person Involved in Operation of Shelter Dr. Laura
Hobgood	Member of a Welfare Organization
Rachel Yarger	Resident of Participation Jurisdiction

Management Staff

Cheryl Schneider	Director of Animal Services
Linda Gunter	Administrative Supervisor
Alexis Fine	Kennel Manager
Misty Valenta	Community Programs Coordinator
Erin Duran	Volunteer and Foster Coordinator