



ANNUAL REPORT OCTOBER 2016 – SEPTEMBER 2017



Williamson County Regional Animal Shelter
1855 SE Inner Loop Georgetown, TX 78626
512-943-3322
www.wilcopets.org

A Word from the Director

The Williamson County Regional Animal Shelter celebrated their 10 year anniversary in March. What a ride, right!! We are also going into our 7th year of saving over 90% of the animals that come into the shelter. This past fiscal year, the live release rate was 95%. Just to reiterate what an amazing feat this is, we cannot turn away any animal within our jurisdiction regardless of health, behavior or age. To break this down a little more, 80% of cats and 70% of the dogs come to the shelter as lost, stray or abandoned animals. 15% of cats and 26% of the dogs are surrendered to the shelter by their owners. 4% of the cats and 2% of the dogs are born in our care. And 2% of cats and dogs are transferred in. For the first year since we opened, cat intake was higher than dog intake. We took in 560 more cats and kittens than the previous year.

Adoptions account for 67% of the outcomes (higher in cats/kittens than in dogs) 16% of the animals are reclaimed by their owners (higher in dogs than in cats). Around 12% are transferred out to rescue groups or other shelters.

This past year was touch and go a couple of times. At one point we had over 100 more cats and kittens in the shelter than we could house or care for. We put out a challenge; 100 cats in 3 days for \$1 adoption fee. Not only did we adopt the 100 cats, but by the second day, we were out of adoptable cats and kittens. In September and October, adoptions slowed down and the dogs piled up. We were 25-30 dogs over capacity. We tried the \$1 special, we tried free, and nothing. It was to the point of desperation for us. I posted on my personal facebook page my fear of having to kill for space, to choose who lives and who dies, and my post went viral. And once again, the community rallied by adopting and fostering and again saved the lives of these dogs.



This year we also had a couple of significant hoarding cases. We received 88 cats and 1 dog from one and 20+ cats, 8 dogs, 2 ferrets, and a chinchilla from another. Of the 88 cats, most were sick with URI and/or ringworm, and several had Feline Leukemia. One came in extremely sick and was euthanized and the rest went to various rescue groups or have been adopted. Feline leukemia used to be a death sentence in a shelter but because of rescue groups and/or sanctuaries that will take them, these cats are able to live out their lives in a loving environment.

When we do have space, I believe in helping others. During Hurricane Harvey, we took in

30 plus dogs and cats from shelters along the coast. Some came to us before the hurricane made landfall because the shelters were going to kill the animals so the staff could evacuate. After the hurricane we made a trip to Lake Jackson because they were getting in 50-100 animals every day that were lost and needed space in their shelter to house the incoming. After our successful adoption campaign when we ran out of cats, we took some cats from Lockhart and Taylor. Both of these shelters are small with little resources.



The super exciting news is that we will be breaking ground and dirt will be moving on the shelter expansion by January. The 10 million dollar project, four years in the making, will include a two story adoption and administration building to the west of the shelter. The current dog kennels will be totally renovated. The surgery area will be moved to the current administration area.

The washers and dryers will be moved out of cat stray and into an actual laundry room. The area will become a new cat isolation room for ringworm.

The new addition will give us 149 dog kennels, 64 more than we have currently. The cat space will double, adding 93 adoption kennels in the new building. There will also be two community cat rooms and one will have a catio. The surgical center will give the Veterinarians a large room for surgery, a recovery and holding room as well as a large prep and supply area. The current dog kennels will basically be rebuilt from ground to ceiling with a new drain system, new air system, flooring and kennels.

This will be a busy and chaotic year as we deal with the construction and still try to function as an open intake shelter. We will need support from the community more than ever in donations, fosters, volunteers, and adopters. This is an exciting time for the shelter, the animals of Williamson County and the cities that participate in our shelter as we move forward. From day one we have had too little space for the amount of animals that come through our doors. Be sure and thank your city council members and commissioners for approving and moving forward with the expansion.

Our commitment runs deep to our lost and abandoned pets. We don't save their lives because it is mandated by our government entities, we do it because it is the right thing to do. Thank you each and every one of you for your support and sharing in the life-saving efforts. It truly takes a community.

Cheryl Schneider, Shelter Director

Volunteers

Volunteers are an essential piece of the shelter's life-saving mission. They are a dedicated and hardworking extension of our staff. During FY 2016-2017, 483 new volunteers went through orientation. Well over 9,150 hours were spent at the shelter by volunteers donating their time.



Because we are an open admission shelter, we intake dogs that do have some modifiable behavior issues. We are super proud of our team of volunteers that work specifically with these dogs, which we call our Longtime Loveables. These volunteers have had previous behavior training and/or have worked their way up through our volunteer levels.

The volunteers have grown the dogs-walking teams that strive to get every dog out for a potty break and a romp around the play yards at least once daily.

The cats are not left out as we have a hand full of very dedicated volunteers who spend their afternoon in the cat adoption area petting, socializing, brushing cats and helping potential adopters. Because of our volunteers, many of our harder to place dogs and cats have been adopted.



Special Events and Fundraisers

7TH ANNUAL DENIM AND DIAMONDS FUR BALL OCTOBER 22, 2016

The Fur Ball was held for the first time at the beautiful Sheraton Hotel and Convention Center in Georgetown. \$25,039 was raised this year at the Fur Ball (After expenses, the event netted \$17,295.65). Attendees are treated to an awesome meal prepared by the Sheraton chef, a fabulous silent and live auction, and great company! Commissioner Valerie Covey gave an update on the expansion plans.



The Wine Toss is always a huge hit. Our special guest was Sam I Am, one of our longtime loveables. Stephanie Conrad painted a picture of him live and Andrea Lee did his Paw-some Blossum picture. These were sold in the live auction. Christy Millweard, the Williamson County KVUE reporter was the emcee and Ron Jordan was the auctioneer.



WOOF, WALK, AND WRUN APRIL 23, 2017



The Woof, Walk, and Wrun raises money for Jane's Fund. \$12,119.50 was raised at this year's event. It was held at the beautiful Berry Springs Park and we had 158 runners, walkers and dogs register for the event. The 3rd annual Cat Nap Challenge, for those who would rather stay in bed, had 18 participants! Jane's Fund pays for all of the medical expenses the shelter incurs at outside Veterinarians for animals that come into the shelter with injuries or illnesses beyond our scope, such as broken bones and trauma. Without these donations, we would be euthanizing hundreds of animals every year for injuries or illnesses that are treatable.



Annual Comparison - Dog and Cat Statistics

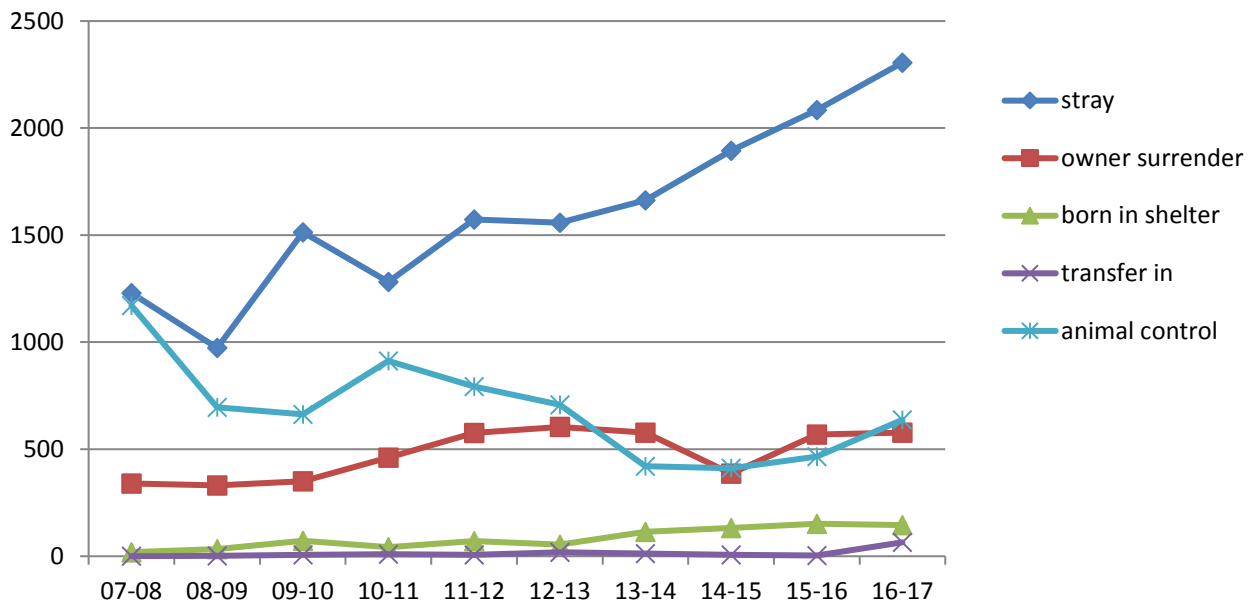
Cats

	09-10	10-11	11-12	12-13	13-14	14-15	15-16	16-17
Stray	1514	1281	1573	1558	1663	1895	2085	2306
Owner Surrender	350	461	576	604	578	387	464	577
Transfer In	7	10	7	18	13	7	3	65
Born in Shelter	73	43	71	54	114	132	152	145
ACO Agency	663	912	793	708	420	411	466	637
Total Incoming	2607	2707	3020	2942	2788	2832	3170	3730
Adopted	1159	1417	1637	2014	1859	1965	2341	2867
Reclaimed	45	71	34	44	41	82	74	84
Transferred	420	568	750	513	535	391	287	415
Died	282	278	246	219	123	176	176	161
Admin Missing	41	77	47	79	29	19	79	41
Euthanized	504	363	193	206	123	125	215	162
Total Outgoing	2431	2698	2907	3075	2710	2758	3172	3730

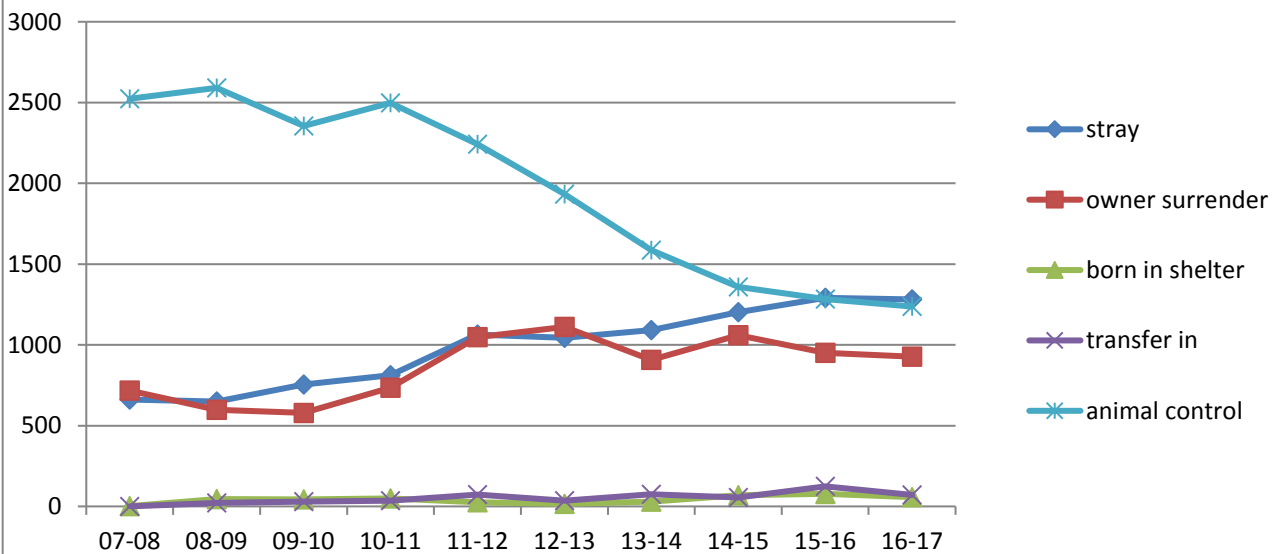
DOGS

	09-10	10-11	11-12	12-13	13-14	14-15	15-16	16-17
Stray	755	811	1064	1044	1091	1202	1291	1281
Owner Surrender	579	734	1048	1111	907	1059	950	927
Transfer In	30	36	73	35	76	56	78	72
Born in Shelter	43	49	26	15	29	69	124	57
ACO Agency	2355	2497	2243	1934	1587	1358	1283	1237
Total Incoming	3762	4127	4454	4139	3690	3744	3726	3574
Adopted	1329	1710	2543	2316	2143	2462	2364	2121
Reclaimed	943	1138	1093	1023	956	885	996	1038
Transferred	774	955	561	620	419	349	271	365
Died	44	25	34	21	26	15	20	16
Admin Missing	6	0	15	1	8	7	9	7
Euthanized	672	227	203	186	106	49	77	49
Total Outgoing	3768	4055	4449	4167	3658	3767	3737	3596

Historical Cat Intake



Historical Dog Intake

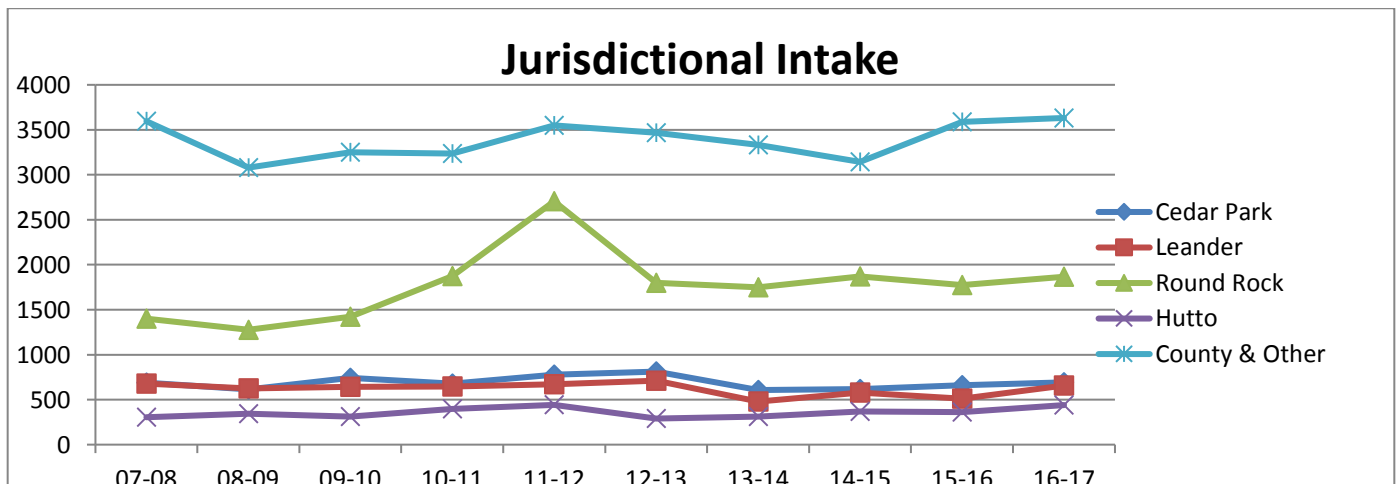


Total Intake of all Animals

Intake	2009-2010	2010-2011	2011-2012	2012-2013	2013-2014	2014-2015	2015-2016	2016-2017
Cats and Kittens	2607	2707	3020	2942	2788	2832	3170	3730
Dogs and Puppies	3762	4127	4454	4139	3690	3744	3726	3574
Domestic Rabbits	8	18	30	47	24	16	46	69
Wildlife	25	106	106	28	103	31	58	36
Bats	55	133	114	160	32	18	24	19
Exotic Animals	5	2	1	6	17	0	3	8
Livestock	9	9	6	19	19	12	16	46
Wild Birds	9	10	9	3	0	17	24	29
Domestic Birds	2	11	10	3	8	2	9	5
Other Domestic Pets	10	7	13	29	13	22	33	76
Total	6492	7130	7763	7376	6694	6694	7109	7592

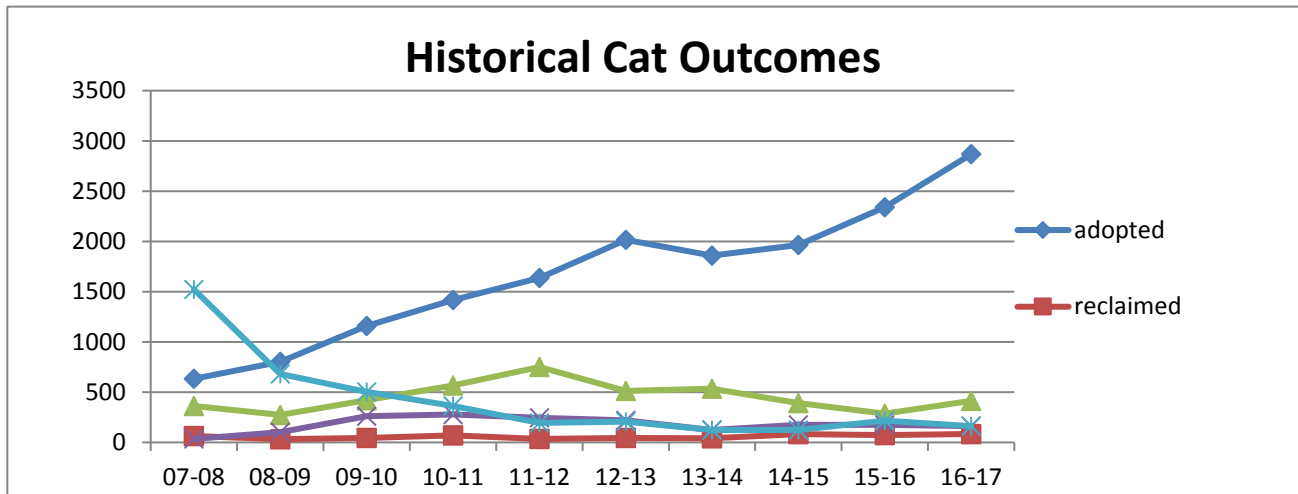
Jurisdictional Intake

	07-08	08-09	09-10	10-11	11-12	12-13	13-14	14-15	15-16	16-17
Cedar Park	688	613	742	679	777	812	607	616	660	691
Leander	678	624	643	647	671	711	479	578	512	657
Round Rock	1401	1277	1423	1873	2705	1800	1748	1870	1775	1866
Hutto	306	343	312	398	442	290	312	369	361	441
County & Other	3595	3080	3249	3237	3549	3468	3332	3143	3588	3632

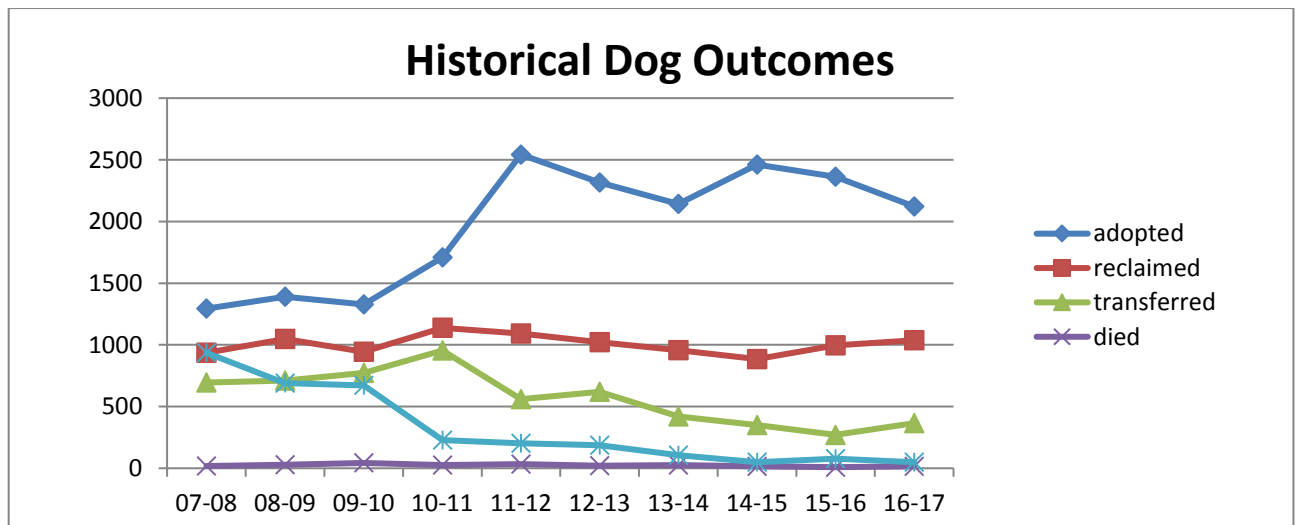


Animal Outgoing Percentages

Cats	08-09	09-10	10-11	11-12	12-13	13-14	14-15	15-16	16-17
Adopted	43%	50%	58%	59%	68%	69%	69%	75.76%	76.86%
Reclaim	2%	2%	3%	1%	2%	2%	3%	2.39%	2.25%
Transfer	14%	20%	22%	27%	27%	17%	17%	9.28%	11.13%
Died	6%	8%	10%	10%	7%	5%	6%	5.69%	4.32%
Euthanasia	34.12%	18.86%	12.68%	6.27%	7.0%	4.54%	4.41%	6.95%	4.32%



Dogs	08-09	09-10	10-11	11-12	12-13	13-14	14-15	15-16	16-17
Adopted	36%	35%	41%	57%	56%	59%	66%	63.6%	58.98%
Reclaim	27%	25%	28%	25%	25%	26%	24%	26.8%	28.87%
Transfer	18%	20%	22%	13%	15%	11%	9%	7.29%	10.15%
Died	1%	1%	1%	1%	1%	1%	0.5%	0.24%	0.44%
Euthanasia	17.66%	17.85%	5.53%	4.57%	4.49%	2.90%	1.31%	2.07%	1.36%




Rescue Groups Pulling Animals (all animals) from the Shelter

	09-10	10-11	11-12	12-13	13-14	14-15	15-16	16-17
Austin Pets Alive		240	339	130	85	110	61	137
Texas Humane Heroes (WCHS)	563	537	231	136	141	68	172	161
Austin Humane Society	154	151	99	94	135	130	88	160
Central Texas SPCA								80
Georgetown Animal Outreach				40	49	34	45	35
Breed Specific and Others	265	173	340	282	199	181	238	259

Other Interesting Numbers/Facts

- 🐾 2145 cats/kittens and 661 dog/puppies, 2 chickens and 11 rabbits went into a foster home and there were 709 fosters.
- 🐾 1,784 dogs/puppies and 3,324 cats/kittens were spayed/neutered at the shelter before adoption.
- 🐾 365 cats/kittens were sterilized through our free-roaming spay/neuter clinic.
- 🐾 585 animals were licensed in Williamson County/Hutto this year. This generated \$3,204 in revenue. The shelter also licensed 233 animals for the City of Round Rock which generated \$1302 in revenue for them.
- 🐾 Average length of stay in the shelter for dogs was 8.0 days and 13.4 days in cats.





Budget Expenditures FY 2016-2017

(Final amounts not available at print time)

Personnel	\$1,080,875.47	Salaries and Benefits
Shelter Improvement	\$25,186.54	Small Equip and Tools, Facility Maint and Repair
Direct Animal Care	\$246,229.19	Janitorial Supplies, Professional Services, Animal Care, Medical Care, Disposal
Utilities	\$69,002.66	Telephone, Electric and Water
Office, bldg, and yard	\$39,280.03	Office Equip and Furniture, Computer, Office and Paper supplies, Extermination, Janitorial Contract, Lawn Service, Bond, Property Ins., Courier, etc
Vehicle	\$2,177.66	Gasoline, Repairs and Maintenance, Insurance
Personnel Costs	\$4,248.87	Uniforms, Membership Dues, Publications, Travel and Training

Annual Budget Comparisons

	Budgeted Amount	Revenue	Expenditures	Donations	Donation Expended
2007-2008	\$1,001,845.00	\$187,350.77	\$974,865.66	\$17,980.67	\$578.00
2008-2009	\$1,007,859.32	\$178,714.58	\$977,718.41	\$27,673.96	\$10,655.31
2009-2010	\$1,035,782.00	\$173,877.64	\$1,010,835.19	\$51,037.72	\$24,542.31
2010-2011	\$1,042,808.61	\$188,153.42	\$1,049,004.95	\$92,801.25	\$50,548.50
2011-2012	\$1,121,905.94	\$205,064.37	\$1,166,319.18	\$94,556.61	\$69,059.34
2012-2013	\$1,195,299.21	\$190,934.33	\$1,180,038.24	\$106,808.28	\$75,201.25
2013-2014	\$1,262,794.27	\$206,603.12	\$1,234,078.67	\$135,204.18	\$74,741.33
2014-2015	\$1,359,642.71	\$201,668.42	\$1,331,527.66	\$288,173.51	\$109,233.23
2015-2016	\$1,417,962.64	\$202,093.01	\$1,360,180.26	\$179,374.40	\$118,298.69
2016-2017	\$1,577,818.08	\$216,623.39	\$1,466,001.42	\$348,418.10	\$148,587.80

Jurisdiction Budget Percentage

	07-08	08-09	09-10	10-11	11-12	12-13	13-14	14-15	15-16	16-17	17-18
Cedar Park	9.5%	9.8%	10.3%	11.9%	10.4%	9.5%	12.2%	11.7%	9.63%	9.26%	9.63%
Leander	9.5%	10.2%	11%	10.5%	9.1%	9.8%	9.1%	10%	7.4%	8.75%	7.43%
Round Rock	30%	21.9%	21.3%	21.2%	26.3%	28%	26.6%	25.6%	27.43%	28.67%	25.78%
Hutto	1%	4.7%	5.5%	5.1%	5.4%	6.5%	4.9%	4.1%	4.73%	5.81%	5.12%
Williamson Co	50%	53.4%	51.9%	51.3%	48.8%	46.2%	47.2%	48.6%	50.81%	47.51%	52.04%



1855 SE Inner Loop
Georgetown, Texas 78626
(512) 943-3322
www.wilcopets.org

Mission:

The Williamson County Regional Animal Shelter is a collaborative effort between Williamson County and the cities of Round Rock, Cedar Park, Leander, and Hutto. It provides a safe environment for the lost, abandoned, and homeless animals of these jurisdictions and places them in a good home whenever possible.

Vision:

- To save every healthy and behaviorally sound companion animal
- To save all dogs and cats that can be medically treated and behaviorally rehabilitated and do not pose a public health and safety risk

Governing Board

Lorie Lankford, Round Rock Assistant Finance Director
Daron Butler, Cedar Park Business Services Director
Jeff Hayes, Leander Assistant Police Chief
Danielle Singh, Hutto Assistant City Manager
Valerie Covey, Williamson County Commissioner

Advisory Board

Katrina Breitreiter DVM	Veterinarian
Wayne Cunningham, ACO	County/Municipal Official
Joel Hess, Chairperson	Person Involved in Operation of Shelter
Dr. Laura Hobgood	Member of a Welfare Organization
Abby Rodriguez	Resident of Participation Jurisdiction

Management Staff

Cheryl Schneider	Director of Animal Services
Linda Gunter	Administrative Supervisor
Joel Hess	Kennel Manager
Misty Valenta	Community Programs Coordinator